



Moray Firth Gansey Project



Pennants

We designed these gansey patterned pennants as decoration for our stand. They are fun and quite quick to knit; size, colour, tension and type of yarn are not crucial, so they make a good project for getting to grips with charted gansey patterns. Six sample pattern drafts are included, and there is a blank template for those who feel like experimenting with other gansey patterns to create their own design.

Instructions

Cast on 45 stitches and work 10 rows in stocking stitch (knit a row, purl a row) – this will make a pocket for hanging. Now continue to work in stocking stitch, but knitting the first two stitches of every row (this helps to stop the edges curling in), and following the pattern on the chart (see below). Decrease (knit 2 stitches together) at the beginning and end of the next and every following 4th row till there are 3 stitches left; knit the three stitches together and fasten off.

Following the chart: The chart is a diagram of your knitting seen from the right side (the front). The dots are purl stitches on a right side row. You are starting at the top of the pennant and working to the tip, so have the chart with the broad end facing you. Right side rows start at the right, wrong side rows start at the left. On right side rows the squares with dots in them are purled, the blank squares are knitted; on wrong side rows it's the other way round - blank squares are purled, dots are knitted. The solid line shows the outline of the pennant.





List of Charts


1. Hearts
2. Tree of Life
3. Fish bone and net
4. Anchors
5. Diamonds
6. Net and anchor
7. Blank template


Chart symbols:


Key

 RS: knit
WS: purl


 RS: purl
WS: knit

 RS: k2tog
WS: p2tog


 RS: k3tog
WS: p3tog

 grey no stitch


454443424140393837363534333231302928272625242322212019181716151413121110987654321



454443424140393837363534333231302928272625242322212019181716151413121110987654321

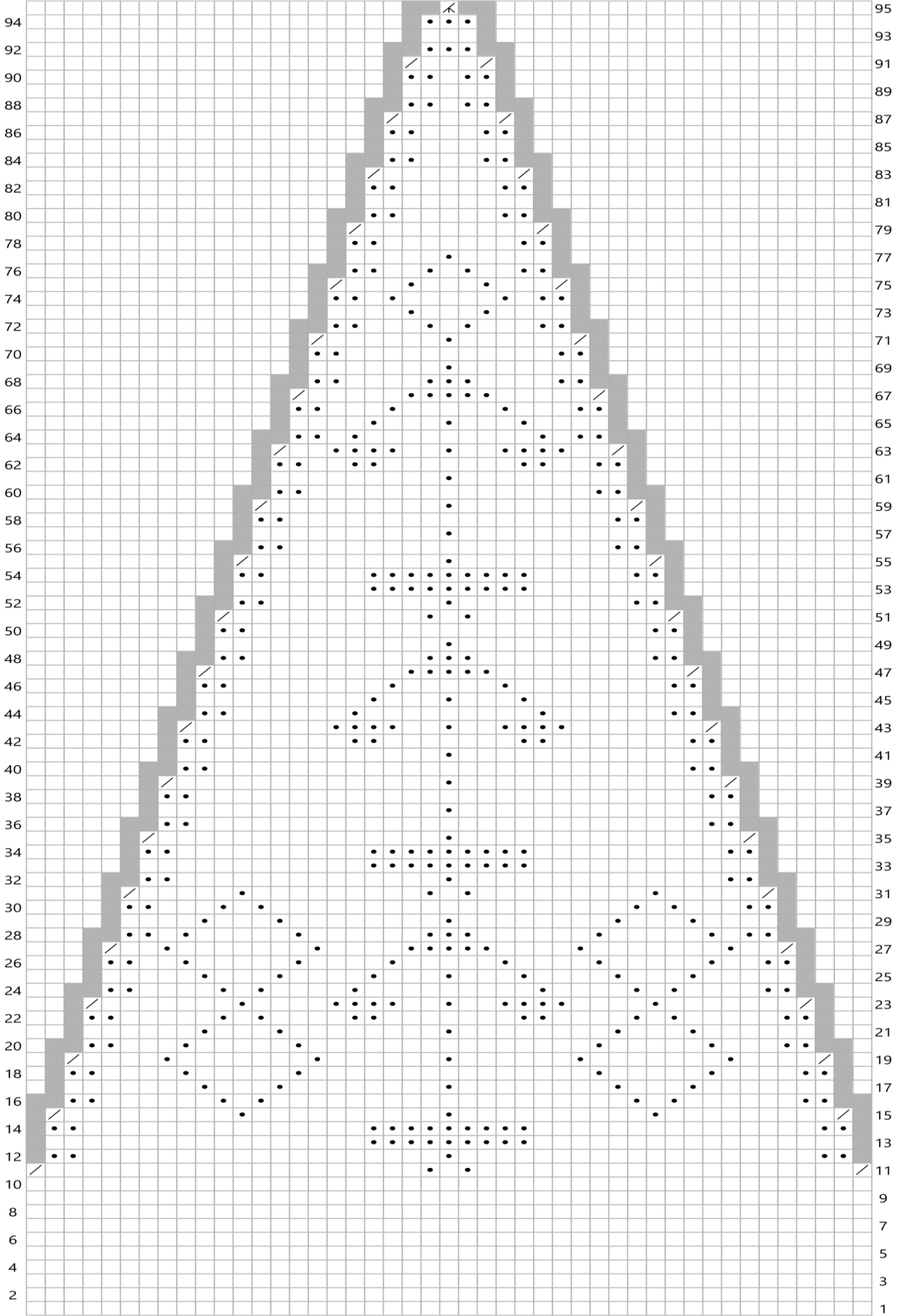


454443424140393837363534333231302928272625242322212019181716151413121110 9 8 7 6 5 4 3 2 1




454443424140393837363534333231302928272625242322212019181716151413121110 9 8 7 6 5 4 3 2 1

45 44 43 42 41 40 39 38 37 36 35 34 33 32 31 30 29 28 27 26 25 24 23 22 21 20 19 18 17 16 15 14 13 12 11 10 9 8 7 6 5 4 3 2 1



45 44 43 42 41 40 39 38 37 36 35 34 33 32 31 30 29 28 27 26 25 24 23 22 21 20 19 18 17 16 15 14 13 12 11 10 9 8 7 6 5 4 3 2 1



45 44 43 42 41 40 39 38 37 36 35 34 33 32 31 30 29 28 27 26 25 24 23 22 21 20 19 18 17 16 15 14 13 12 11 10 9 8 7 6 5 4 3 2 1

95 94 92 90 88 86 84 82 80 78 76 74 72 70 68 66 64 62 60 58 56 54 52 50 48 46 44 42 40 38 36 34 32 30 28 26 24 22 20 18 16 14 12 10 8 6 4 2 1

45 44 43 42 41 40 39 38 37 36 35 34 33 32 31 30 29 28 27 26 25 24 23 22 21 20 19 18 17 16 15 14 13 12 11 10 9 8 7 6 5 4 3 2 1

1 2 3 4 5 6 7 8 9 10 11 12 13 14 15 16 17 18 19 20 21 22 23 24 25 26 27 28 29 30 31 32 33 34 35 36 37 38 39 40 41 42 43 44 45

